

How to Log In to UKG Pro Mobile App (For the first time)

Step 1: Download the UKG Pro App -

Download the app on your mobile device using one of the options below.

iOS (Apple App Store):

- Open the **App Store**
- Search for **UKG Pro** (or scan the QR code)
- Tap **"Get"**, then open the app to launch



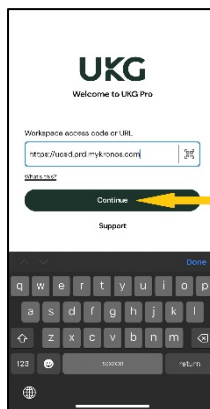
Android (Google Play Store):

- Open the **Google Play Store**
- Search for **UKG Pro** (or scan the QR code)
- Tap **"Install"**, then open the app to launch



Step 2: Launch the App and Enter the URL

- Open the **UKG Pro** app
- Enter the following URL:
<https://ucsd.prd.mykronos.com>
- Tap **"Continue"**



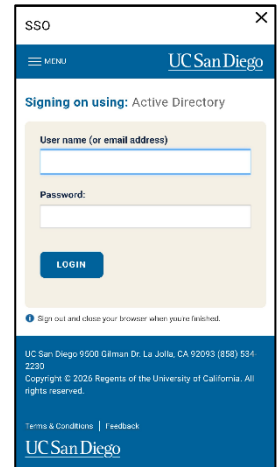
Step 3: Select Login Method

- Tap **"SSO Login"**



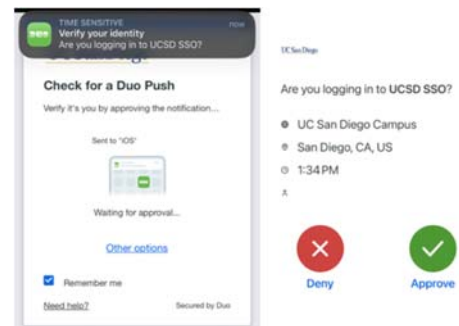
Step 4: Sign In

- Enter your **Active Directory username and password**
- Tap **Login**



Step 5: Complete DUO Authentication

- Approve the DUO authentication request on your device



Step 6: You're Logged In!

- You now have access to your UKG Pro account and can view your timecard.

